


SSG
ACTIVITY
BOOK

**TANYA MINHAS:
NATURE TELLS ITS OWN STORY**


**Use this book to explore the artwork. Inside you'll find
games, drawing activities and things to think about!**

secondstreetgallery.org

SEA LIFE




Look at the painting *Sea Life*. What kind of animals do you see? Think about looking at an ocean or pond and draw those animals from fish to seaweed from your memories.



GO OUTSIDE AND LOOK AT THE SKY!

Tanya Minhas paints nature in a simplified way. In her painting, *The Sun Moves Westward Towards the Sky*, the artist tracks the movement of the sun with dashes and marks. How does the sun move through the sky? Where does it start and where does it finish? What about clouds? Or birds? Make a drawing that shows how the sun, clouds, and birds move over time. Make sure to go outside and look at the sky!



YOUR FAVORITE COLORS


Many of Tanya's paintings show lines and dots with bright colors. What is your favorite color? Color the square with your favorite color. Now, take your second favorite color. Can you make 17 dots all over the page and that are different sizes? With your third favorite color, make dotted lines that go up and down and side to side. Add some curly cues or a zig zag or two. What does it look like? Does it remind you of a place or a story? If so, write about it.



THE FOREST & THE RAIN


Sometimes, Tanya paints things like snowflakes, stars, and the ocean in very unexpected colors. Look at this painting. What do you see?

Imagine it is raining outside. Draw rain covering the entire page. Use any color EXCEPT blue. OR... Have you ever been to a forest? Draw how you remember the forest. Use any color EXCEPT green.



CUT US OUT!

Color in the empty rectangle below.
Then, cut out Tanya's shapes from the
next page. Move the shapes around to
make different designs. Use a glue stick
or tape to make a collage!



**COLOR ME
IN!**



REPEATED SHAPES

Choose one object that has an interesting shape (like a leaf or flower or a toy) and draw its shape really big in the rectangle below. Then, draw mini versions of your object inside the shape until you fill the entire big shape. Can you keep going? Pick a different color and repeat the small shape until the entire box is full.

